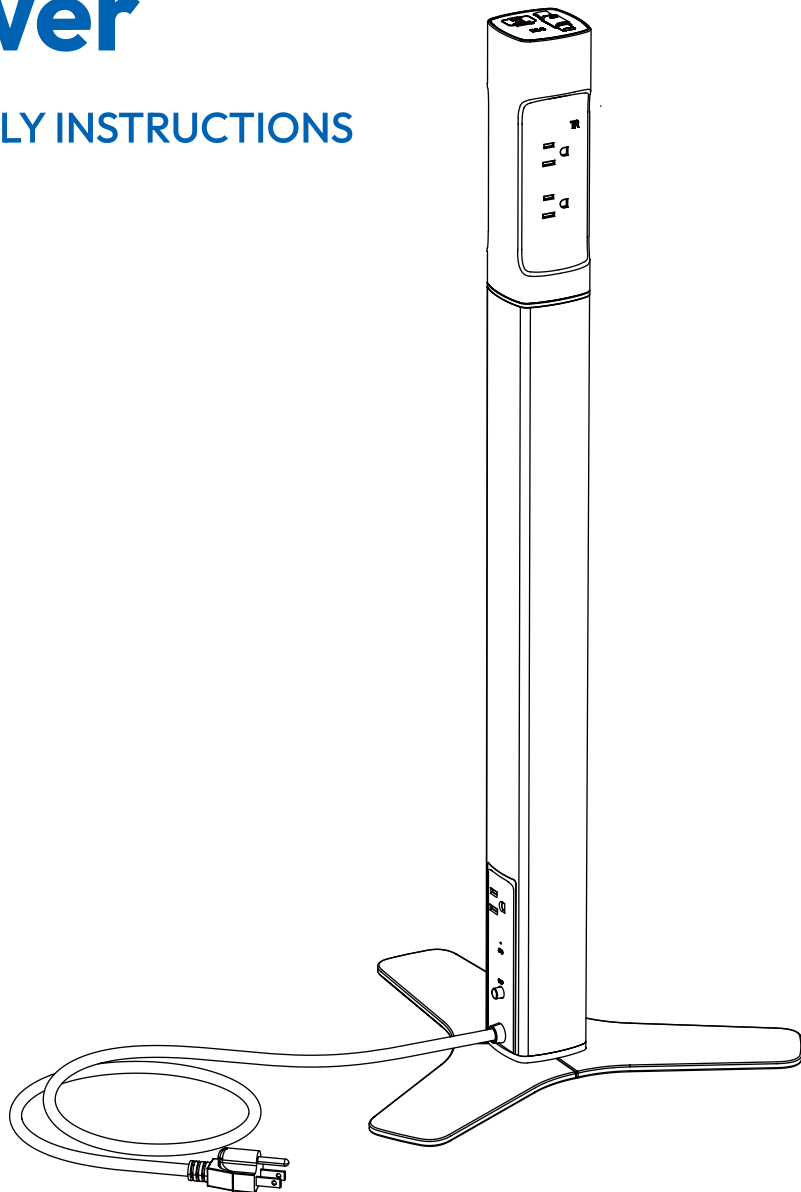


Freestanding Charging Station Tower

ASSEMBLY INSTRUCTIONS



Reliable energy for every workspace.

Online Assembly Video

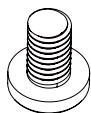


FRIANT

Components

Hardware

A



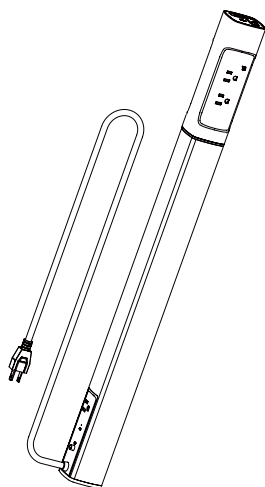
Base Fixing
Screws
6 pcs

Tool

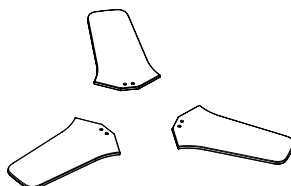


Cross Wrench
4mm
1 pc
(included)

Main Parts



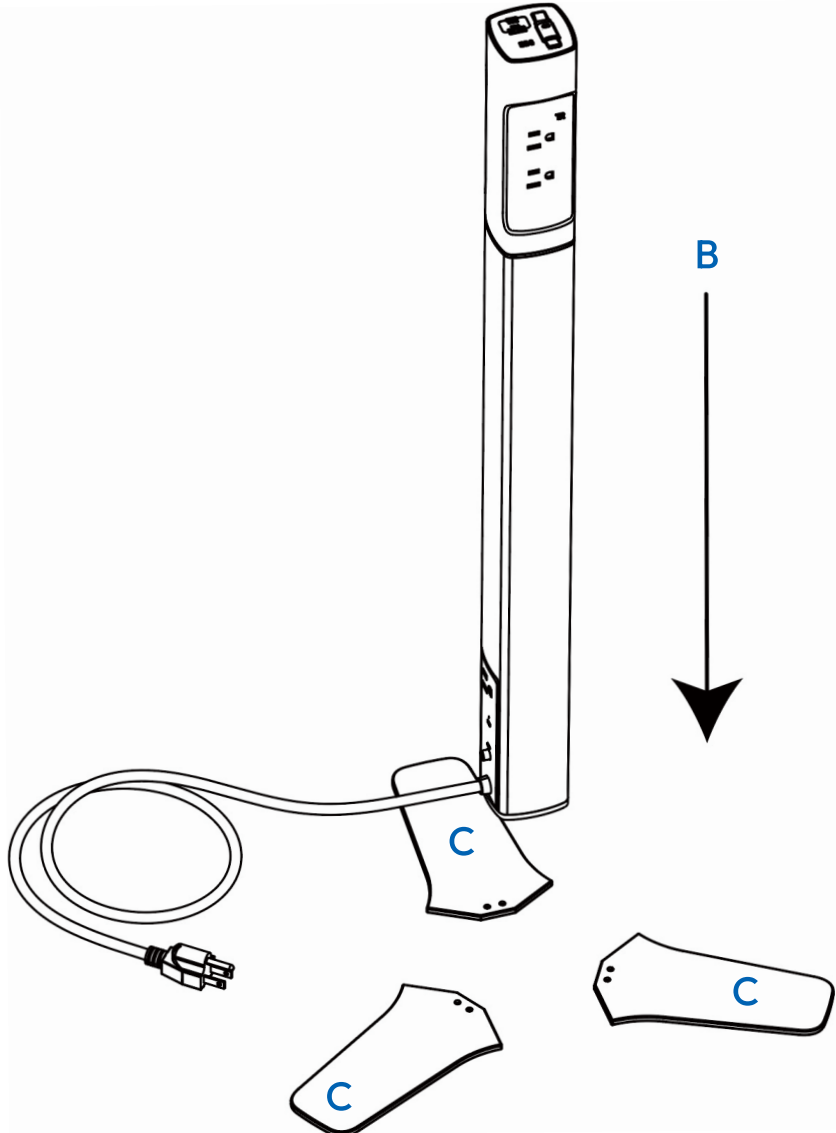
B
Main Body
1 pc



C
Base Piece
3 pcs

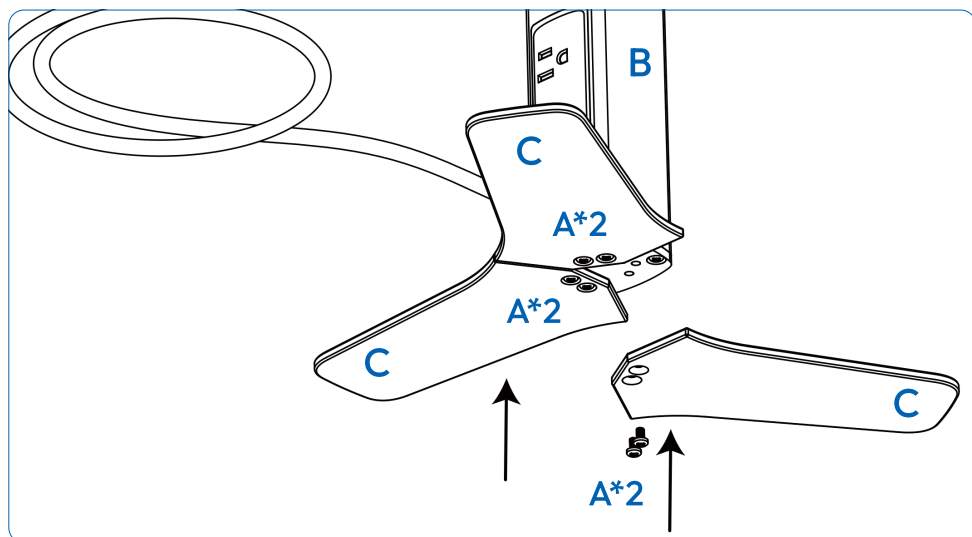
1

Position the three Base Pieces (C) in alignment with the Main Body (B).



2

Secure three Base Pieces (C) to Main Body (B) from underneath with six Base Fixing Screws (A).



All done!

Nice work! you've just powered up your space with Friant Plus.

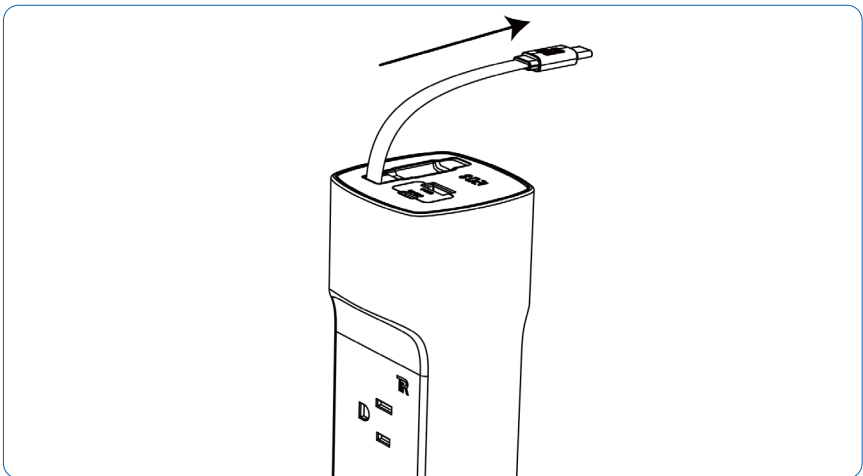
Now sit back, plug in, and enjoy.

User Guide

1

Retractable Usb-C Charging Cable:

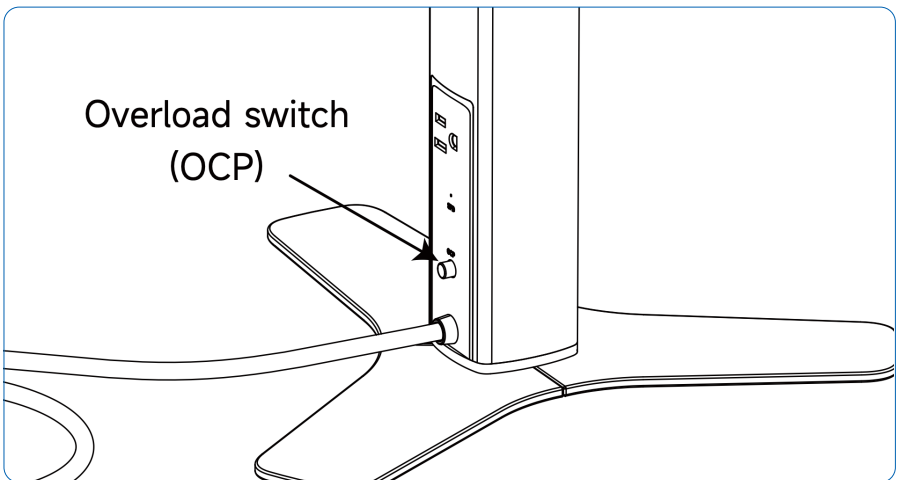
1. Pull out the cable and release it — it will lock automatically.
2. Pull the cable again to release and it will retract automatically.



2

Overload Protection:

1. The unit will automatically power off when overloaded.
2. To reset, simply press the overload switch (OCP).



Product Parameters

Product Name	Freestanding Charging Station Tower
Product Model	FP-ACPW001
Product Size	340*300*750mm(13.39*11.81*29.53inch)
Rated Current	MAX 15A
Rated Voltage	125V~
Rated Power	MAX 1875W
USB Parameters	USB input: 120V~50/60Hz MAX1.7A USB output: A: 5V≡3.0A,9V≡3.0A,12V≡3.0A, 20 V ≡ 3.0 A 60WMAX C1/C2: 5V≡3.0A,9V≡3.0A,12V≡3.0A, 15V≡3.0A,20V≡3.25A 65WMAX C1+C2: 45WMAX+20WMAX A+C1: 18WMAX+45WMAX A+C2: 15WMAX A+C1+C2: A+C2: 5V≡3.0A 15WMAX C1: 5V≡3.0A,9V≡3.0A,12V≡3.0A, 15V≡2.66A,20V≡2.25A 45WMAX
OCP	15A
Wiring	3m(118.11inch)*14awg American standard line
Warranty Period	1 years

Safety Information

Keep the product away from water, corrosive liquids, and flammable or explosive materials. If accidental contact occurs, unplug the power cord immediately.

Avoid strong impacts, drops, or collisions.

Operating temperature: below 25°C. Storage temperature: -20°C to 40°C.

Fully insert the device plug into the power port. Ensure the total connected load does not exceed the rated power.

Install the power plug near the equipment so it can be easily accessed as a disconnecting device.

Do not bundle or wrap cables during use to prevent overheating.


Keep the product out of reach of children.

Use only certified electrical accessories, such as power strips or socket boards.

Use certified data cables to ensure charging stability and performance.

 Suitable for use only in non-tropical regions.

 Suitable for altitudes of 2000 m or below.

 For indoor use only. Keep away from water, fire, and other hazardous environments. Outdoor use is prohibited.

Legal Notice

1. Please read this manual carefully before use and keep it for future reference.
2. Illustrations and descriptions in this document are for reference only. Actual product specifications and features may differ.
3. Rated values are nominal; actual available performance may vary depending on environment and usage conditions.
4. Some functions may require network support or third-party services. Use of such services is subject to their own terms, fees, and availability, and Friant Plus is not responsible for them.
5. Use only compatible software, peripherals, and accessories. Damage or issues caused by unauthorized items are the user's responsibility.
6. Nothing in this document modifies Friant Plus's official product warranty policy.
7. This product is not intended for medical, life-support, or safety-critical applications. Misuse in such applications may result in injury or death.
8. No part of this manual may be reproduced, stored, or transmitted without prior authorization.

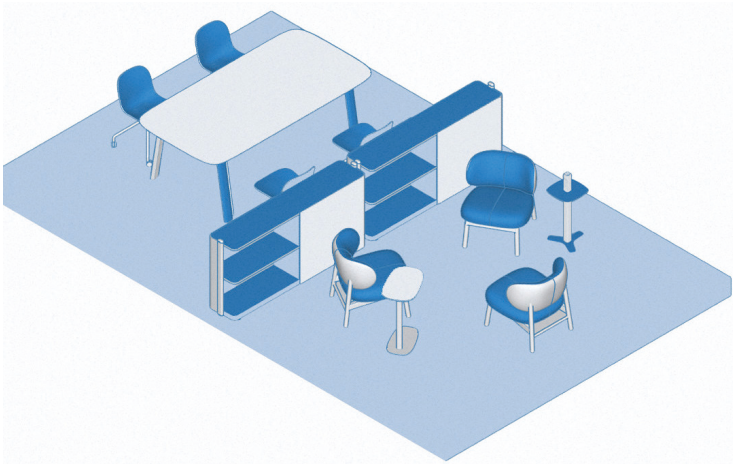


Friant has everything you need to build your entire office.

For more than 30 years, Friant has been creating high-quality office furniture to meet the needs of every workspace.

Made from the finest materials, our high-quality, durable, and stylish products are the building blocks of productivity.

Friant Plus now brings our craftsmanship online, offering exclusive access to products not found in typical retail stores.



Contact

Have questions, comments, or need support?

Email: support@friantplus.com

Website: www.friantplus.com